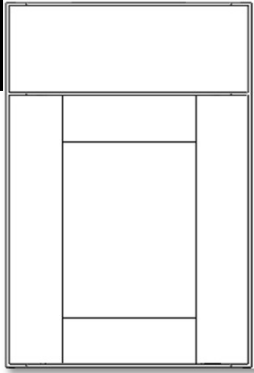




# 2019

product catalog

## AMERICAN HERITAGE DOOR STYLES



### SHAKER KNOTTY ALDER

Center Stile on 39" & 42" Wide Cabinets

#### Door

3" stile & rail  
shaker style door

Solid hardwood  
face frame with  
reverse raised panel

Blum concealed  
soft close hinges

#### Drawer

9/16" solid  
knotty alder  
dovetail drawers

Blum undermount  
soft close guides

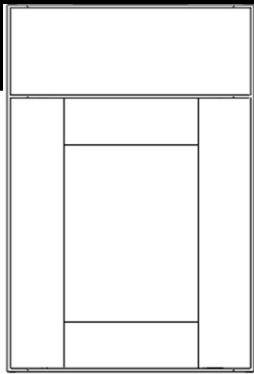
Full extension  
drawers

#### Box

5/8" industrial grade  
particle board

White, thermofused  
melamine

5/8" full depth  
adjustable shelves



### SHAKER WHITE

Center Stile on 39" & 42" Wide Cabinets

#### Door

3" stile & rail  
shaker style door

Solid birch face  
frame & MDF center panel

Blum concealed  
soft close hinges

#### Drawer

9/16" solid  
knotty alder  
dovetail drawers

Blum undermount  
soft close guides

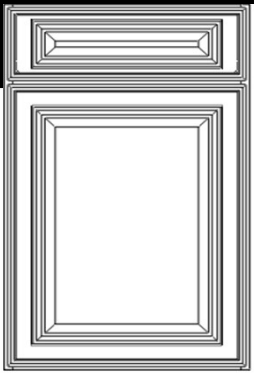
Full extension  
drawers

#### Box

5/8" industrial grade  
particle board

White, thermofused  
melamine

5/8" full depth  
adjustable shelves



### WINTER HAVEN

Center Stile on 39" & 42" Wide Cabinets

#### Door

Square raised panel  
with applied molding

Solid birch face  
frame & MDF center panel

Blum concealed  
soft close hinges

#### Drawer

9/16" solid  
knotty alder  
dovetail drawers

Blum undermount  
soft close guides

Full extension  
drawers

#### Box

5/8" industrial grade  
particle board

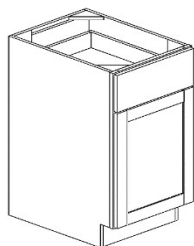
White, thermofused  
melamine

5/8" full depth  
adjustable shelves



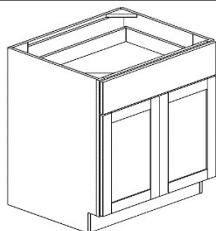
# BASE CABINETS

34.5" Tall x 24" Deep Typical / 4.5" Tall Toekick



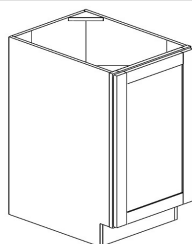
	Shaker Knotty Alder	Shaker White Birch	Winter Haven Birch
	SHKA	SHKW	KW
B9	\$ 464.74	\$ 513.45	\$ 478.16
B12	\$ 505.78	\$ 564.30	\$ 517.96
B15	\$ 545.18	\$ 610.59	\$ 559.71
B18	\$ 577.73	\$ 649.02	\$ 589.78
B21	\$ 623.63	\$ 699.51	\$ 638.67
B24	\$ 673.67	\$ 758.01	\$ 688.08

BASE CABINET



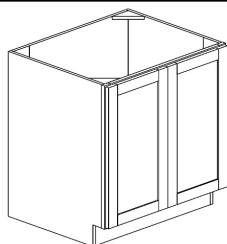
	Shaker Knotty Alder	Shaker White Birch	Winter Haven Birch
	SHKA	SHKW	KW
B27	\$ 731.90	\$ 828.89	\$ 754.38
B30	\$ 779.48	\$ 885.23	\$ 803.21
B33	\$ 826.97	\$ 934.02	\$ 849.45
B36	\$ 852.93	\$ 964.62	\$ 871.07
B39	\$ 944.47	\$ 1,140.74	\$ 1,021.63
B42	\$ 985.38	\$ 1,210.42	\$ 1,074.95

BASE CABINET



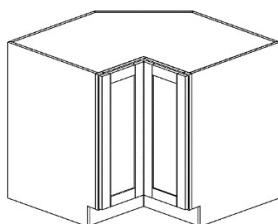
	Shaker Knotty Alder	Shaker White Birch	Winter Haven Birch
	SHKA	SHKW	KW
BFD9	\$ 315.72	\$ 352.24	\$ 324.29
BFD12	\$ 342.93	\$ 381.22	\$ 349.64
BFD15	\$ 380.96	\$ 419.52	\$ 387.67
BFD18	\$ 413.63	\$ 459.59	\$ 420.34
BFD21	\$ 442.15	\$ 485.08	\$ 451.34
BFD24	\$ 480.51	\$ 530.42	\$ 485.98

BASE FULL DOOR



	Shaker Knotty Alder	Shaker White Birch	Winter Haven Birch
	SHKA	SHKW	KW
BFD27	\$ 544.81	\$ 605.44	\$ 558.97
BFD30	\$ 578.23	\$ 652.61	\$ 594.75
BFD33	\$ 624.10	\$ 697.41	\$ 644.84
BFD36	\$ 658.64	\$ 740.59	\$ 677.52
BFD39	\$ 703.11	\$ 783.87	\$ 719.00
BFD42	\$ 742.27	\$ 831.68	\$ 767.00

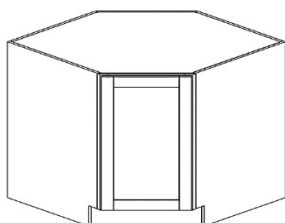
BASE FULL DOOR



INCLUDES ADJUSTABLE SHELF

	Shaker Knotty Alder	Shaker White Birch	Winter Haven Birch
	SHKA	SHKW	KW
BCC33	\$ 744.76	\$ 827.62	\$ 782.40
BCC36	\$ 801.54	\$ 888.12	\$ 843.90

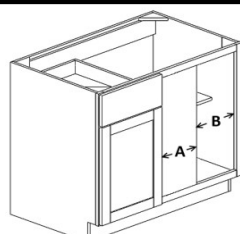
BASE CORNER



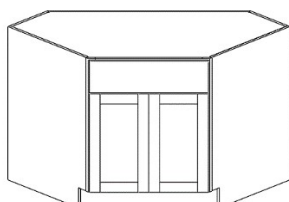
NO SHELF

	Shaker Knotty Alder	Shaker White Birch	Winter Haven Birch
	SHKA	SHKW	KW
BDC36	\$ 681.23	\$ 746.37	\$ 701.48

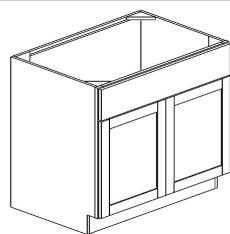
BASE DIAGONAL

BASE BLIND		Shaker Knotty			Shaker White			Winter Haven			
		Alder			Birch			Birch			
		SHKA			SHKW			KW			
		BBC39L			\$ 776.06			\$ 883.48			
		BBC39R			\$ 776.06			\$ 883.48			
		BBC42			\$ 771.12			\$ 926.26			
		FILLER AND OPENING DIMENSIONS									
		BBC39 A			11 1/2"			11 1/2"			
		BBC39 B			12"			12"			
		BBC42 A			10 3/4"			10 3/4"			
		BBC42 B			13 1/2"			13 1/2"			

BBC39L SHOWN

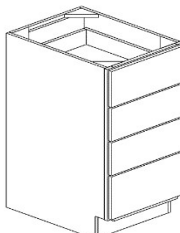
CORNER SINK		Shaker Knotty			Shaker White			Winter Haven			
		Alder			Birch			Birch			
		SHKA			SHKW			KW			
		CSB42			\$ 785.02			\$ 858.32			

CSB42

SINK BASE		Shaker Knotty			Shaker White			Winter Haven			
		Alder			Birch			Birch			
		SHKA			SHKW			KW			
		SB33			\$ 625.22			\$ 747.09			
		SB36			\$ 648.20			\$ 771.19			

SB33

SB36

DRAWER BASE		Shaker Knotty			Shaker White			Winter Haven			
		Alder			Birch			Birch			
		SHKA			SHKW			KW			
		DB12			\$ 974.39			\$ 1,112.73			
		DB15			\$ 1,032.43			\$ 1,182.51			
		DB18			\$ 1,081.74			\$ 1,241.35			
		DB21			\$ 1,135.48			\$ 1,318.75			
		DB24			\$ 1,195.08			\$ 1,393.50			

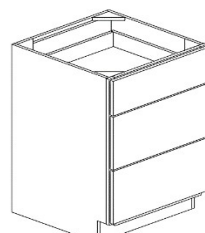
DB12

DB15

DB18

DB21

DB24

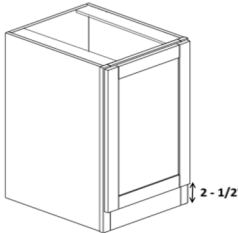
PAN DRAWER		Shaker Knotty			Shaker White			Winter Haven			
		Alder			Birch			Birch			
		SHKA			SHKW			KW			
		PDB24			\$ 1,055.09			\$ 1,241.61			
		PDB30			\$ 1,168.50			\$ 1,388.22			

PDB24

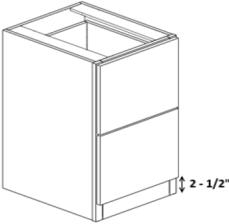
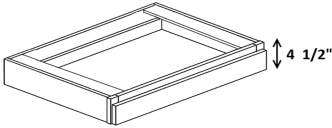
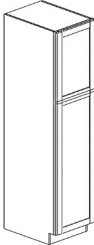
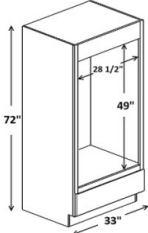
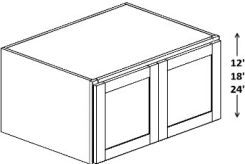
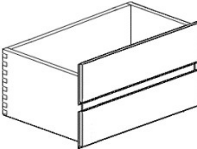
PDB30

# OFFICE CABINETS

29.5" Tall x 21" Deep Typical / 2.5" Flush Toekick

CPU CABINET		Shaker Knotty			Shaker White			Winter Haven			
		Alder			Birch			Birch			
		SHKA			SHKW			KW			
		CPU18			\$ 370.95			\$ 415.95			

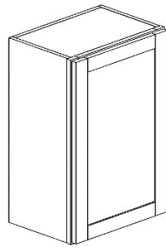
CPU18

 <p>SOFT CLOSE NOT INCLUDED</p>	FILE DRAWER
 <p>SOFT CLOSE NOT INCLUDED</p>	PENCIL DRAWER
<h2>TALL CABINETS</h2> <p>24" Deep Typical / 4.5" Tall Toekick</p>	
	UTILITY CABINET
 <p>USE IN COMBINATION WITH OVEN TOP TO ACHIEVE DESIRED HEIGHT USE OVEN DRAWER TO CREATE A SINGLE OVEN CABINET</p>	OVEN BASE
 <p>USE IN COMBINATION WITH OVEN TOP TO ACHIEVE DESIRED HEIGHT USE OVEN DRAWER TO CREATE A SINGLE OVEN CABINET USE W331224, W331824 &amp; W332424 FOR SHAKER WHITE BIRCH</p>	OVEN TOP
 <p>USE IN COMBINATION WITH OVEN BASE &amp; OVEN TOP TO CREATE A SINGLE OVEN CABINET</p>	OVEN DRAWER

# WALL CABINETS

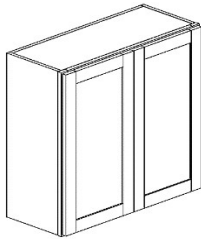
12" Deep Unless Noted

30" TALL WALL



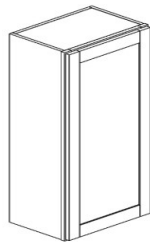
	Shaker Knotty Alder	Shaker White Birch	Winter Haven Birch
	SHKA	SHKW	KW
W0930	\$ 266.90	\$ 303.42	\$ 275.47
W1230	\$ 296.81	\$ 335.10	\$ 303.52
W1530	\$ 327.00	\$ 365.55	\$ 333.71
W1830	\$ 362.36	\$ 408.32	\$ 369.07
W2130	\$ 388.99	\$ 431.93	\$ 398.19
W2430	\$ 418.33	\$ 468.24	\$ 423.80

30" TALL WALL



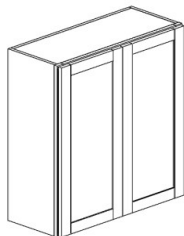
	Shaker Knotty Alder	Shaker White Birch	Winter Haven Birch
	SHKA	SHKW	KW
W2730	\$ 486.09	\$ 546.72	\$ 500.25
W3030	\$ 522.20	\$ 596.59	\$ 538.73
W3330	\$ 553.08	\$ 626.40	\$ 573.83
W3630	\$ 585.68	\$ 667.63	\$ 604.57
W3930	\$ 631.57	\$ 712.33	\$ 647.46
W4230	\$ 664.16	\$ 753.57	\$ 688.89

36" TALL WALL



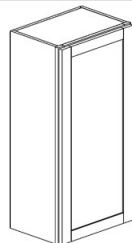
	Shaker Knotty Alder	Shaker White Birch	Winter Haven Birch
	SHKA	SHKW	KW
W0936	\$ 305.20	\$ 344.82	\$ 312.52
W1236	\$ 333.50	\$ 373.38	\$ 338.34
W1536	\$ 371.03	\$ 420.02	\$ 375.25
W1836	\$ 402.39	\$ 454.60	\$ 405.37
W2136	\$ 439.30	\$ 496.08	\$ 370.10
W2436	\$ 465.14	\$ 530.59	\$ 465.00

36" TALL WALL



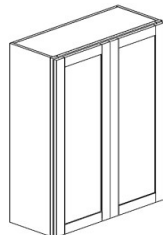
	Shaker Knotty Alder	Shaker White Birch	Winter Haven Birch
	SHKA	SHKW	KW
W2736	\$ 525.38	\$ 596.57	\$ 535.19
W3036	\$ 570.06	\$ 646.43	\$ 581.49
W3336	\$ 599.96	\$ 681.05	\$ 612.13
W3636	\$ 640.30	\$ 726.18	\$ 647.00
W3936	\$ 679.42	\$ 773.07	\$ 684.13
W4236	\$ 725.89	\$ 821.06	\$ 738.19

42" TALL WALL

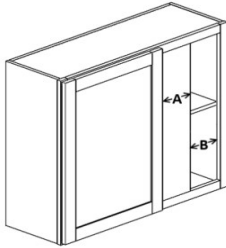
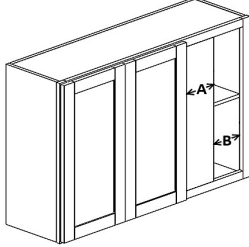
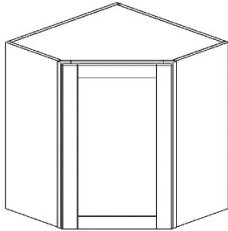
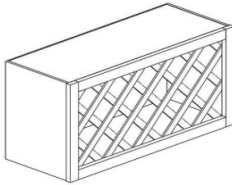
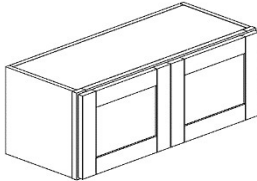
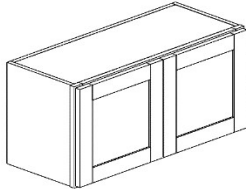


	Shaker Knotty Alder	Shaker White Birch	Winter Haven Birch
	SHKA	SHKW	KW
W0942	\$ 340.44	\$ 384.73	\$ 350.88
W1242	\$ 371.17	\$ 416.21	\$ 379.13
W1542	\$ 414.27	\$ 459.01	\$ 420.98
W1842	\$ 453.93	\$ 504.93	\$ 457.16
W2142	\$ 495.19	\$ 555.49	\$ 503.76
W2442	\$ 524.98	\$ 582.42	\$ 527.33

42" TALL WALL



	Shaker Knotty Alder	Shaker White Birch	Winter Haven Birch
	SHKA	SHKW	KW
W2742	\$ 604.18	\$ 663.76	\$ 619.58
W3042	\$ 646.38	\$ 715.41	\$ 663.40
W3342	\$ 688.69	\$ 760.06	\$ 708.32
W3642	\$ 727.17	\$ 822.66	\$ 741.83
W3942	\$ 782.03	\$ 892.44	\$ 794.84
W4242	\$ 826.32	\$ 939.76	\$ 849.81

 <p>WBC3630L SHOWN</p>		Shaker Knotty Alder	Shaker White Birch	Winter Haven Birch
		SHKA	SHKW	KW
	WBC3630			
	WBC3630L	\$ 563.49		\$ 527.33
	WBC3630R	\$ 563.49		\$ 527.33
FILLER AND OPENING DIMENSIONS				
A		6"	6"	6"
B		7 3/4"	7 3/4"	7 3/4"
 <p>WBC4230L SHOWN</p>		Shaker Knotty Alder	Shaker White Birch	Winter Haven Birch
		SHKA	SHKW	KW
	WBC4230			
	WBC4230L	\$ 631.86		\$ 665.78
	WBC4230R	\$ 631.86		\$ 665.78
FILLER AND OPENING DIMENSIONS				
A		6"	6"	6"
B		7 3/4"	7 3/4"	7 3/4"
		Shaker Knotty Alder	Shaker White Birch	Winter Haven Birch
		SHKA	SHKW	KW
	WDC2430	\$ 510.04	\$ 561.09	\$ 526.13
	WDC2436	\$ 560.47	\$ 611.58	\$ 567.81
	WDC2442	\$ 627.48	\$ 688.41	\$ 636.55
	WDC273615	\$ 606.88	\$ 657.99	\$ 614.22
	WDC274215	\$ 683.14	\$ 744.07	\$ 692.21
 <p>ONE COMPLETE UNIT ONLY OFFERED IN STOCK FINISHES</p>		Shaker Knotty Alder	Shaker White Birch	Winter Haven Birch
		SHKA	SHKW	KW
	W3015WR	\$ 385.73	\$ 478.08	\$ 444.73
		Shaker Knotty Alder	Shaker White Birch	Winter Haven Birch
		SHKA	SHKW	KW
	W3012	\$ 320.64	\$ 364.35	\$ 336.04
	W3312	\$ 337.73	\$ 385.34	\$ 354.39
	W3612	\$ 359.92	\$ 410.89	\$ 377.19
	W301224	\$ 364.76	\$ 408.47	\$ 380.16
	W331224	\$ 388.77	\$ 436.38	\$ 405.43
	W361224	\$ 410.96	\$ 461.93	\$ 428.23
		Shaker Knotty Alder	Shaker White Birch	Winter Haven Birch
		SHKA	SHKW	KW
	W3015	\$ 334.60	\$ 379.57	\$ 351.24
	W3315	\$ 366.45	\$ 414.98	\$ 386.08
	W3615	\$ 382.06	\$ 434.32	\$ 401.81
	W3915	\$ 404.89	\$ 460.34	\$ 442.04
	W301515	\$ 346.19	\$ 391.16	\$ 362.84
	W301524	\$ 383.35	\$ 428.32	\$ 399.99
	W331524	\$ 415.79	\$ 464.31	\$ 435.41
	W361524	\$ 433.70	\$ 485.96	\$ 453.44
	W391524	\$ 463.54	\$ 518.99	\$ 500.69

36" WIDE BLIND

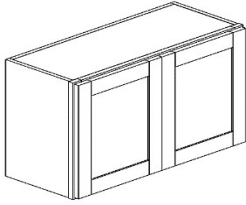
42" WIDE BLIND

WALL DIAGONAL

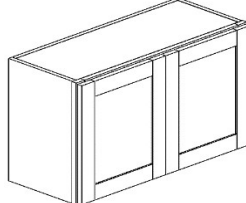
WINE RACK

12" TALL WALL

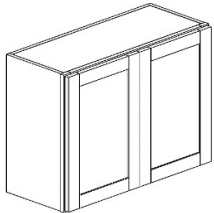
15" TALL WALL

18" TALL WALL		Shaker Knotty Alder			Shaker White Birch		Winter Haven Birch	
		SHKA			SHKW		KW	
		W3018	\$	379.53	\$	432.38	\$	401.78
		W3318	\$	388.74	\$	479.57	\$	415.07
		W3618	\$	414.19	\$	471.90	\$	438.91
		W3918	\$	435.01	\$	522.28	\$	465.81
		W301815	\$	382.53	\$	435.37	\$	404.77
		W331824	\$	438.08	\$	528.90	\$	464.41
		W361824	\$	472.85	\$	530.55	\$	497.56
		W391824	\$	512.24	\$	599.51	\$	543.04

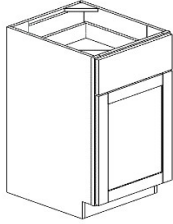
21" TALL WALL		Shaker Knotty Alder			Shaker White Birch		Winter Haven Birch	
		SHKA			SHKW		KW	
		W3021	\$	407.04	\$	456.72	\$	428.04
		W3321	\$	444.58	\$	507.94	\$	473.89
		W3621	\$	469.04	\$	530.73	\$	495.00
		W3921	\$	495.31	\$	560.09	\$	521.03
		W302115	\$	424.57	\$	474.24	\$	445.57
		W302124	\$	465.12	\$	514.80	\$	486.12
		W332124	\$	522.46	\$	585.82	\$	551.77
		W362124	\$	551.49	\$	613.17	\$	577.45
		W392124	\$	582.38	\$	647.16	\$	608.10

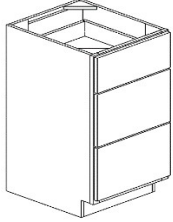
24" TALL WALL		Shaker Knotty Alder			Shaker White Birch		Winter Haven Birch	
		SHKA			SHKW		KW	
		W3024	\$	443.22	\$	503.39	\$	469.81
		W3324	\$	474.99	\$	541.72	\$	508.65
		W3624	\$	495.43	\$	566.79	\$	523.88
		W3924	\$	530.15	\$	605.46	\$	557.85
		W302415	\$	465.37	\$	525.54	\$	491.95
		W332424	\$	552.93	\$	619.65	\$	586.59
		W362424	\$	577.87	\$	649.23	\$	606.32
		W392424	\$	621.91	\$	697.22	\$	649.62

## VANITY CABINETS

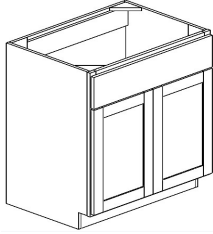
33.5" Tall x 21" Deep Typical / 3.5" Tall Toekick

VANITY BASE		Shaker Knotty Alder			Shaker White Birch		Winter Haven Birch	
		SHKA			SHKW		KW	
		VB12	\$	467.20	\$	523.51	\$	473.18
		VB15	\$	504.41	\$	566.57	\$	508.38
		VB18	\$	550.85	\$	623.03	\$	552.46

VANITY DRAWER		Shaker Knotty Alder			Shaker White Birch		Winter Haven Birch	
		SHKA			SHKW		KW	
		VBD12	\$	782.86	\$	886.83	\$	778.50
		VBD15	\$	828.50	\$	934.13	\$	821.91
		VBD18	\$	881.72	\$	998.72	\$	879.86
		VBD21	\$	931.69	\$	1,053.91	\$	926.97
		VBD24	\$	981.81	\$	1,105.64	\$	974.11

VANITY SINK		Shaker Knotty Alder			Shaker White Birch		Winter Haven Birch	
		SHKA			SHKW		KW	
		VS24	\$	513.35	\$	583.91	\$	534.23
		VS27	\$	542.42	\$	616.86	\$	565.52
		VS30	\$	568.01	\$	648.95	\$	593.97
		VS33	\$	598.63	\$	678.59	\$	622.36
		VS36	\$	632.53	\$	726.02	\$	653.28

FULL BACK  
2 DOORS ON VS24



VCD30L SHOWN  
OPEN BACK

	Shaker Knotty Alder SHKA	Shaker White Birch SHKW	Winter Haven Birch KW
VCD30L	\$ 945.19	\$ 1,014.59	\$ 944.32
VCD30R	\$ 945.19	\$ 1,014.59	\$ 944.32

DRAWER & DOOR DIMENSIONS

A	11 1/2"	11 1/2"	11 1/2"
B	17 3/4"	17 3/4"	17 3/4"

VCD36L SHOWN  
OPEN BACK

	Shaker Knotty Alder SHKA	Shaker White Birch SHKW	Winter Haven Birch KW
VCD36L	\$ 1,025.29	\$ 1,113.12	\$ 1,033.74
VCD36R	\$ 1,025.29	\$ 1,113.12	\$ 1,033.74

DRAWER & DOOR DIMENSIONS

A	11 5/16"	11 5/16"	11 5/16"
B	23 3/4"	23 3/4"	23 3/4"

OPEN BACK

	Shaker Knotty Alder SHKA	Shaker White Birch SHKW	Winter Haven Birch KW
VSD36	\$ 924.64	\$ 1,056.47	\$ 951.96
VSD42	\$ 991.51	\$ 1,083.58	\$ 1,023.06

OPEN BACK

	Shaker Knotty Alder SHKA	Shaker White Birch SHKW	Winter Haven Birch KW
VCD48	\$ 1,674.67	\$ 1,951.76	\$ 1,666.48

## CABINET ACCESSORIES

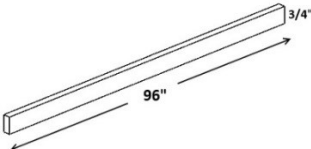
	Shaker Knotty Alder SHKAN	Shaker White Birch SHWH	Winter Haven Birch WIN
TK96	\$ 31.68	\$ 19.22	\$ 16.15

THICKNESS: 3.4mm

	Shaker Knotty Alder SHKAN	Shaker White Birch SHWH	Winter Haven Birch WIN
BM96	\$ 101.12	\$ 134.38	\$ 107.95

THICKNESS: 3/4"

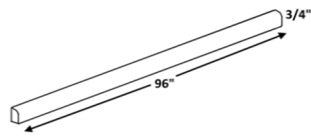
FLAT SCRIBE



	Shaker Knotty Alder SHKAN	Shaker White Birch SHWH	Winter Haven Birch WIN
FLT96	\$ 17.14	\$ 20.41	\$ 16.52

THICKNESS: 6.5mm  
LENGTH: 96"

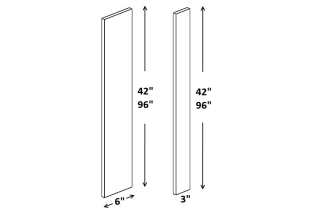
QUARTER ROUND



	Shaker Knotty Alder SHKAN	Shaker White Birch SHWH	Winter Haven Birch WIN
BSM96	\$ 40.89	\$ 40.89	\$ 40.89

THICKNESS: 1/2"  
LENGTH: 96"

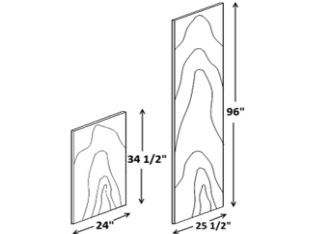
FILLERS



	Shaker Knotty Alder SHKAN	Shaker White Birch SHWH	Winter Haven Birch WIN
F342	\$ 31.43	\$ 39.62	\$ 33.30
F642	\$ 69.70	\$ 82.93	\$ 69.70
TF396	\$ 86.34	\$ 102.74	\$ 86.34
TF696	\$ 162.24	\$ 193.07	\$ 162.24

THICKNESS: 3/4"

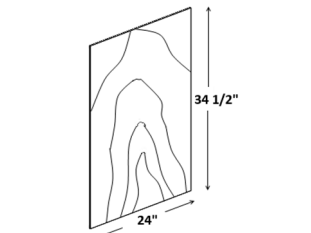
END PANELS



	Shaker Knotty Alder SHKAN	Shaker White Birch SHWH	Winter Haven Birch WIN
DWP	\$ 122.06	\$ 123.44	\$ 103.73
REP	\$ 541.01	\$ 459.02	\$ 385.73

THICKNESS: 5/8"  
DWP: FINISHED 1 SIDE / REP: FINISHED 2 SIDES

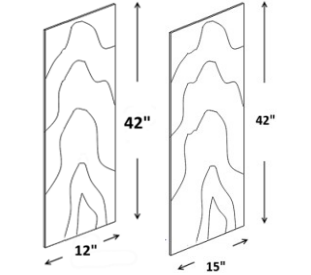
BASE SKIN



	Shaker Knotty Alder SHKAN	Shaker White Birch SHWH	Winter Haven Birch WIN
BS34.5	\$ 71.43	\$ 45.45	\$ 38.20

THICKNESS: 3.4mm

WALL SKIN



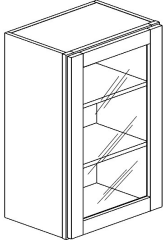
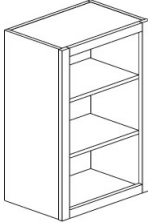
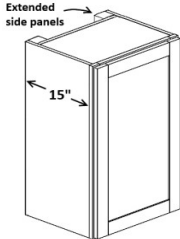
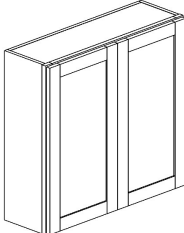
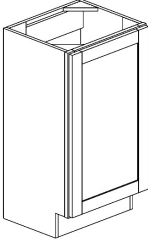
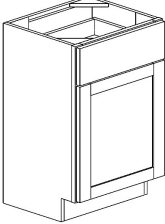
	Shaker Knotty Alder SHKAN	Shaker White Birch SHWH	Winter Haven Birch WIN
WS42	\$ 38.51	\$ 23.65	\$ 19.88
WS1542	\$ 50.62	\$ 31.04	\$ 26.09

THICKNESS: 3.4mm

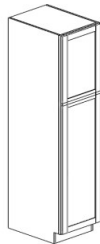


LARGE CROWN



 <table border="1" data-bbox="779 237 1336 268"> <tr> <td>ROUTOUTDOOR</td> <td>\$ 99.00</td> </tr> </table> <p>PRICE PER DOOR/ DOES NOT INCLUDE GLASS</p>	ROUTOUTDOOR	\$ 99.00	ROUT OUT DOOR																												
ROUTOUTDOOR	\$ 99.00																														
 <table border="1" data-bbox="779 506 1336 558"> <tr> <td>FININTERIOR</td> <td>\$ 1,045.00</td> </tr> <tr> <td>*FININTER UTIL</td> <td>\$ 2,475.00</td> </tr> </table> <p>*UTILITY CABINET INCLUDES SKINS AND REQUIRED SHELF</p>	FININTERIOR	\$ 1,045.00	*FININTER UTIL	\$ 2,475.00	FINISH INTERIOR																										
FININTERIOR	\$ 1,045.00																														
*FININTER UTIL	\$ 2,475.00																														
 <p>Extended side panels 15"</p> <table border="1" data-bbox="779 795 1336 827"> <tr> <td>INCWALLDEP</td> <td>\$ 192.50</td> </tr> </table> <p>3" EXTENTIONS ADDED TO CABINET BACK CABINET IS NOT 15" DEEP INSIDE</p>	INCWALLDEP	\$ 192.50	INCREASE WALL																												
INCWALLDEP	\$ 192.50																														
 <table border="1" data-bbox="779 1037 1336 1068"> <tr> <td>DECWALL</td> <td>\$ 440.00</td> </tr> </table> <p>SPECIFY DESIRED DEPTH</p>	DECWALL	\$ 440.00	DECREASE WALL																												
DECWALL	\$ 440.00																														
 <table border="1" data-bbox="779 1276 1336 1381"> <tr> <td>DECBASE12</td> <td>\$ 220.00</td> </tr> <tr> <td>DECBASE15</td> <td>\$ 220.00</td> </tr> <tr> <td>DECBASE18</td> <td>\$ 220.00</td> </tr> <tr> <td>DECBASE21</td> <td>\$ 220.00</td> </tr> </table> <p>CABINET CAN BE DECREASED TO 12, 15, 18 OR 21 FOR BASE FULL HEIGHT DOOR CABINET ONLY</p>	DECBASE12	\$ 220.00	DECBASE15	\$ 220.00	DECBASE18	\$ 220.00	DECBASE21	\$ 220.00	DECREASE BASE																						
DECBASE12	\$ 220.00																														
DECBASE15	\$ 220.00																														
DECBASE18	\$ 220.00																														
DECBASE21	\$ 220.00																														
 <p>SELECT DEPTH TO DECREASE TO: 15,18 OR 21 &amp; NUMBER OF DRAWERS CONTAINED IN THE CABINET K1, K2, K3, K4 OR K6 INCLUDES DRAWER GUIDE</p> <table border="1" data-bbox="779 1495 1336 1856"> <tr><td>DECBASE15K1</td><td>\$ 375.92</td></tr> <tr><td>DECBASE15K2</td><td>\$ 531.84</td></tr> <tr><td>DECBASE15K3</td><td>\$ 687.76</td></tr> <tr><td>DECBASE15K4</td><td>\$ 843.68</td></tr> <tr><td>DECBASE15K6</td><td>\$ 1,155.52</td></tr> <tr><td>DECBASE18K1</td><td>\$ 375.92</td></tr> <tr><td>DECBASE18K2</td><td>\$ 531.84</td></tr> <tr><td>DECBASE18K3</td><td>\$ 687.76</td></tr> <tr><td>DECBASE18K4</td><td>\$ 843.68</td></tr> <tr><td>DECBASE18K6</td><td>\$ 1,155.52</td></tr> <tr><td>DECBASE21K1</td><td>\$ 377.57</td></tr> <tr><td>DECBASE21K2</td><td>\$ 535.14</td></tr> <tr><td>DECBASE21K3</td><td>\$ 692.71</td></tr> <tr><td>DECBASE21K4</td><td>\$ 850.28</td></tr> <tr><td>DECBASE21K6</td><td>\$ 1,165.42</td></tr> </table>	DECBASE15K1	\$ 375.92	DECBASE15K2	\$ 531.84	DECBASE15K3	\$ 687.76	DECBASE15K4	\$ 843.68	DECBASE15K6	\$ 1,155.52	DECBASE18K1	\$ 375.92	DECBASE18K2	\$ 531.84	DECBASE18K3	\$ 687.76	DECBASE18K4	\$ 843.68	DECBASE18K6	\$ 1,155.52	DECBASE21K1	\$ 377.57	DECBASE21K2	\$ 535.14	DECBASE21K3	\$ 692.71	DECBASE21K4	\$ 850.28	DECBASE21K6	\$ 1,165.42	DECREASE BASE W/ DRAWERS
DECBASE15K1	\$ 375.92																														
DECBASE15K2	\$ 531.84																														
DECBASE15K3	\$ 687.76																														
DECBASE15K4	\$ 843.68																														
DECBASE15K6	\$ 1,155.52																														
DECBASE18K1	\$ 375.92																														
DECBASE18K2	\$ 531.84																														
DECBASE18K3	\$ 687.76																														
DECBASE18K4	\$ 843.68																														
DECBASE18K6	\$ 1,155.52																														
DECBASE21K1	\$ 377.57																														
DECBASE21K2	\$ 535.14																														
DECBASE21K3	\$ 692.71																														
DECBASE21K4	\$ 850.28																														
DECBASE21K6	\$ 1,165.42																														

DECREASE UTILITY



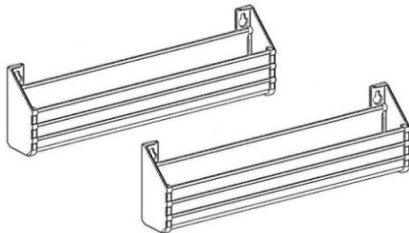
DECUTILITY12	\$ 660.00
DECUTILITY15	\$ 660.00
DECUTILITY18	\$ 660.00
DECUTILITY21	\$ 660.00

CABINET CAN BE DECREASED TO 12, 15, 18 OR 21

# FUNCTIONAL HARDWARE

Prices below are list price

TILT OUT TRAY

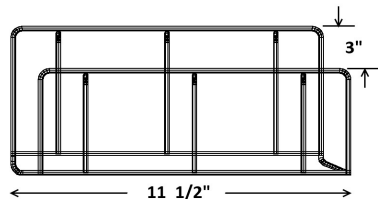


TILTOUTTRAY	\$ 37.40
-------------	----------

Use in SB33, SB36 & CSB42

2 WHITE POLYMER TRAYS

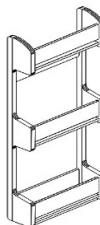
TRAY DIVIDER



TRAYDIVIDER U	\$ 63.80
---------------	----------

CHROME FINISH

SPICE RACK

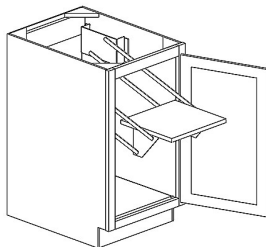


SPICERACK	\$ 167.20
-----------	-----------

Use in W18, W21, W24, WDC24, WDC27  
In All Available Heights

ADJUSTABLE WOOD SHELVES  
WITH STEEL RETAINING BAR

MIXER LIFT

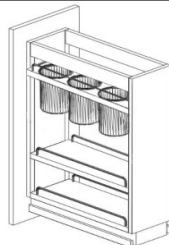


MIXERLIFT	\$ 506.00
-----------	-----------

Use in BFD21 and BFD24

SPRING LOADED SYSTEM

BASE UTENSIL



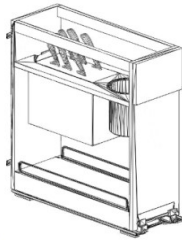
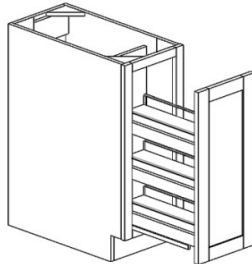
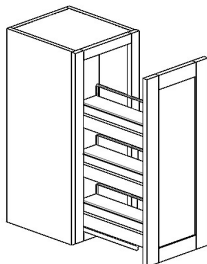
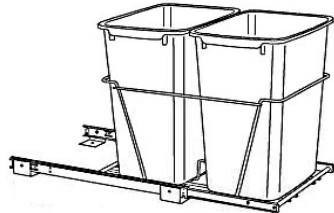
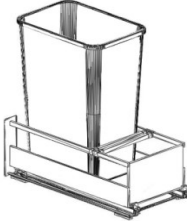
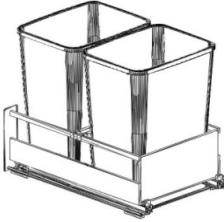
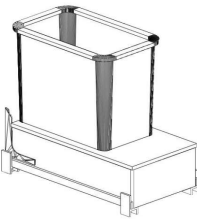
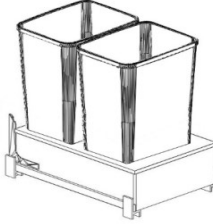
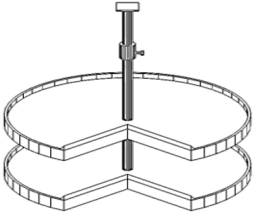
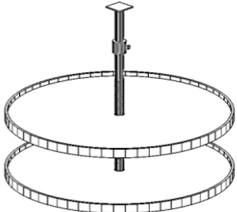
BASEUTENSIL9	\$ 1,065.90
--------------	-------------

Use in BFD9

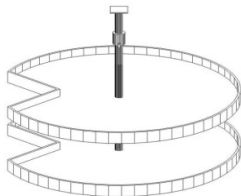
BASEUTENSIL12	\$ 1,218.80
---------------	-------------

Use in BFD12

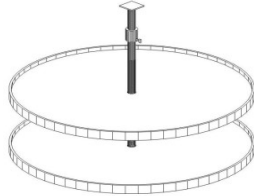
BLUMOTION SOFT-CLOSE SLIDES,  
REMOVEABLE STAINLESS  
STEEL BINS AND AN ADJUSTABLE SHELF

	<table><tr><td>KNIFEBLOCK12 Use in BFD12</td><td>\$ 1,595.00</td></tr><tr><td>KNIFEBLOCK15 Use in BFD15</td><td>\$ 1,919.50</td></tr></table> <p>BLUMOTION SOFT-CLOSE SLIDES, FLEX ROD KNIFE BLOCK, REMOVEABLE STAINLESS STEEL BINS AND AN ADJUSTABLE SHELF</p>	KNIFEBLOCK12 Use in BFD12	\$ 1,595.00	KNIFEBLOCK15 Use in BFD15	\$ 1,919.50	KNIFE BLOCK				
KNIFEBLOCK12 Use in BFD12	\$ 1,595.00									
KNIFEBLOCK15 Use in BFD15	\$ 1,919.50									
 <p>BASE PULLOUT</p>  <p>WALL PULLOUT</p>	<table><tr><td>BASEPULLOUT9 Use in BFD9</td><td>\$ 1,124.83</td></tr><tr><td>BASEPULLOUT12 Use in BFD12</td><td>\$ 1,251.25</td></tr><tr><td>WALLPULLOUT9 Use in W0930 &amp; W0936</td><td>\$ 523.84</td></tr><tr><td>WALLPULLOUT12 Use in W1230 &amp; W1236</td><td>\$ 614.06</td></tr></table> <p>ADJUSTABLE WOOD SHELVES WITH STEEL RETAINING BARS FULL EXTENSION SLIDES WITH BLUMOTION SOFT-CLOSE</p>	BASEPULLOUT9 Use in BFD9	\$ 1,124.83	BASEPULLOUT12 Use in BFD12	\$ 1,251.25	WALLPULLOUT9 Use in W0930 & W0936	\$ 523.84	WALLPULLOUT12 Use in W1230 & W1236	\$ 614.06	PULLOUT
BASEPULLOUT9 Use in BFD9	\$ 1,124.83									
BASEPULLOUT12 Use in BFD12	\$ 1,251.25									
WALLPULLOUT9 Use in W0930 & W0936	\$ 523.84									
WALLPULLOUT12 Use in W1230 & W1236	\$ 614.06									
	<table><tr><td>DOUBLEWASTE15 Use in B15 &amp; BFD15</td><td>\$ 430.10</td></tr><tr><td>DOUBLEWASTE18 Use in B18 &amp; BFD18</td><td>\$ 441.10</td></tr></table> <p>2 WHITE POLYMER TRASH CONTAINERS</p>	DOUBLEWASTE15 Use in B15 & BFD15	\$ 430.10	DOUBLEWASTE18 Use in B18 & BFD18	\$ 441.10	DOUBLEWASTE				
DOUBLEWASTE15 Use in B15 & BFD15	\$ 430.10									
DOUBLEWASTE18 Use in B18 & BFD18	\$ 441.10									
 <p>SINGLE WASTE 15</p>  <p>DOUBLE WASTE 18</p>	<table><tr><td>SGL50WASTE15 Use in BFD15</td><td>\$ 616.00</td></tr><tr><td>DBL35WASTE18 Use in B18 &amp; BFD18</td><td>\$ 643.50</td></tr></table> <p>UNDERMOUNT SOFT CLOSE GLIDES DURABLE POWDER COATED FINISH</p>	SGL50WASTE15 Use in BFD15	\$ 616.00	DBL35WASTE18 Use in B18 & BFD18	\$ 643.50	SOFT CLOSE WASTE				
SGL50WASTE15 Use in BFD15	\$ 616.00									
DBL35WASTE18 Use in B18 & BFD18	\$ 643.50									
 <p>35 QT SINGLE WASTE 15</p>  <p>35 QT DOUBLE WASTE 18</p>	<table><tr><td>HDUTYSGL35B15 Use in B15 &amp; BFD15</td><td>\$ 826.10</td></tr><tr><td>HDUTYDBL35B18 Use in B18 &amp; BFD18</td><td>\$ 906.40</td></tr></table> <p>L EXTENSION BLUMOTION SOFT CLOSE DOVETAIL CONSTRUCTION</p>	HDUTYSGL35B15 Use in B15 & BFD15	\$ 826.10	HDUTYDBL35B18 Use in B18 & BFD18	\$ 906.40	HEAVY DUTY WASTE				
HDUTYSGL35B15 Use in B15 & BFD15	\$ 826.10									
HDUTYDBL35B18 Use in B18 & BFD18	\$ 906.40									
 <p>LSKIT</p>  <p>RNDLSKIT</p>	<table><tr><td>LSKIT Use in BCC33 &amp; BCC36</td><td>\$ 258.50</td></tr><tr><td>RNDLSKIT Use in BDC36</td><td>\$ 258.50</td></tr></table> <p>28" DIAMETER WHITE POLYMER</p>	LSKIT Use in BCC33 & BCC36	\$ 258.50	RNDLSKIT Use in BDC36	\$ 258.50	LAZY SUSAN				
LSKIT Use in BCC33 & BCC36	\$ 258.50									
RNDLSKIT Use in BDC36	\$ 258.50									

WOOD LAZY SUSAN



LSKITKIDWOOD



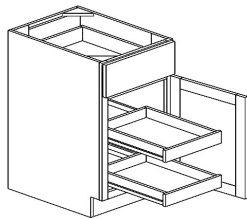
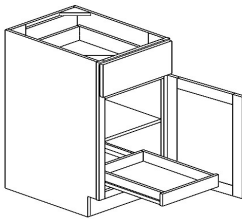
LSKITRNDWOOD

LSKITKIDWOOD	\$ 471.90
<i>Use in BCC33 &amp; BCC36</i>	

LSKITRNDWOOD	\$ 471.90
<i>Use in BDC36</i>	

28" DIAMETER LAMINATED HARDWOOD

ROLL OUT TRAY



ROT18K	\$ 213.05
ROT21K	\$ 219.46
ROT24K	\$ 225.91
ROT30K	\$ 252.80
ROT33K	\$ 277.65
ROT36K	\$ 284.48

ROLL OUT TRAYS ARE ADJUSTABLE  
\* TO ORDER UNINSTALLED - ROT(SIZE)

FULL EXTENSION BALL BEARING GLIDE

ONLY AVAILABLE IN 24" DEEP CABINETS



# ORDER POLICY

**All cabinet orders must be e-mailed to the order desk. Phone orders will not be accepted.**

Please specify on the order if you would like it palletized.

Orders are subject to approval and will be processed within 1 business day of receipt.

Orders must be complete with all required information on our **Midwest Pricing Program form or 2020 order**. Incomplete orders will be put on hold until the required information is received.

Lead times begin the day after the order comes off hold.

It is strongly encouraged that the acknowledgement be proofed for accuracy.

# WILL CALL / SHIPPING POLICY

All products require a signature to be released. This signature signifies that the product has been inspected and that all missing and/or damaged items are now the responsibility of the purchaser.

All American Heritage / Americana common carrier cabinet deliveries must ship unassembled. The dealer is responsible for all delivery communications, freight costs, and transportation risk connected with shipment. For more information and direction, please contact your Midwest sales representative.

**TO AVOID ADDITIONAL CHARGES, ALL CABINET ORDERS ARE REQUIRED TO BE PICKED UP WITHIN 10 BUSINESS DAYS OF REQUESTED SHIP DATE. AFTER THE 10 DAYS, A FEE OF \$2.00 PER BOX WILL BE CHARGED.**

# MISSING ITEMS

1. Notify Midwest order desk within 15 days of delivery if there is a shortage on your order.
2. Order desk will research original order, check warehouses and inventories to find discrepancy.
3. If shipping is required, missing items will be sent on the next Midwest truck.

# WARRANTY

Midwest Floor Coverings, Inc. warrants to the original purchaser (account) that all products supplied shall be free from defects in material and workmanship under normal use and service for one (1) year from the date of purchase.

The following items are NOT covered by the warranty:

1. Natural characteristics of wood such as, but not limited to: irregularities in color, wood grain or knots, as well as the mellowing or darkening of wood color over time. It is also the nature of wood to expand and contract to varying degrees depending on climate conditions. As a result, cabinet lines with painted/stained surfaces may show separations in the paint at joints. This is a normal characteristic of wood and is not considered a defect.
2. Cabinet finishes may vary. Many of our finishes are applied by hand and therefore any diversity in appearance from one cabinet to another is considered an asset.
3. Painted products may exhibit some "yellowing" over time. This is a result of the aging process and exposure to various light sources (UV light being the most common).
4. Normal wear and tear as well as damage caused by abuse, alteration, misuse, installation, storage, or handling.
5. Products and/or parts that are purchased with a specialty finish are void of any warranty.

# WARRANTY PROCEDURES

1. Notify salesperson to verify claim. Midwest will determine whether an item will be replaced or repaired.
2. Order will be placed by the order desk and delivery/pick up will be arranged.
3. Customer places defective part in the original or replacement box and returns it to Midwest.
4. Paperwork for warranty item is held on file for 30 days. Once warranty item is received by Midwest it will be processed as a warranty and no charge will be made to the account. If the item is not returned the customer will be invoiced.

# RETURN POLICY

1. Unassembled cabinets can be returned for credit with a restocking fee of 25% with a minimum of \$60.00. Items must be in the original box and accompanied by the Midwest order number.
2. Credit will be issued once item inspection has occurred to insure product(s) are in resalable condition.
3. Midwest is not responsible for shipping costs.
4. Product cannot be returned without a Midwest return authorization ticket filed 24 hours in advance.
5. Glazed, painted or assembled product cannot be returned.

# MIDWEST FREIGHT CLAIMS PROCESS

1. Damage claims must be filed within 15 days of delivery.
2. Note the type of damage on the delivery receipt (i.e. crushed, torn or punctured boxes).
3. If freight is refused, reason for refusal must be noted.
4. Leave damaged product and packaging material "as is" until it is determined whether an inspection is required.
5. If the customer refuses the shipment and product is deemed nonreturnable, customer is responsible for the return freight fee.
6. Please do not dispose or destroy any damaged freight without a letter of authorization from Midwest.

# CABINET CARE & CLEANING INSTRUCTIONS

1. Our cabinetry is designed specifically for indoor use and is not recommend for outdoor applications. As with all wood products, avoid excessive moisture. If you are storing your cabinetry in a place where the temperature and humidity levels are high, such as a garage or basement, wood shrinkage or swelling may occur.
2. To remove dust after installation wipe down all exterior and interior surfaces with a damp cloth immediately followed with a soft, dry cloth.
3. Normal household spills should be wiped up immediately with a clean, damp cloth and dried promptly.
4. For stubborn stains it may be necessary to use a mild detergent with warm water. Never use abrasive cleaners, powdered cleansers, scouring pads or any abrasive material.
5. Do not use any wood cleaning polish that contains wax, petroleum solvents or silicones. These substances can harm the cabinet's finish and/or leave a filmy residue overtime.

## CONTACT INFORMATION

Design Department

Phone: (801) 975-6125

Fax: (801) 990-6580

E-mail: cabinetdesign@midwestfloors.com

Order Desk

Phone: (866) 478-0789

E-mail: orders@midwestfloors.com

## DESIGN LEAD TIME

Below are average turn around times for drawings and estimates done by the Midwest Design Department. This is only an estimate as work is done on a first come first serve basis.

Drawing & Estimate .....48 Hours

Estimate Only (Drawing not required or needed to do estimate).....24 Hours

Multi-unit Project.....1 Week Minimum

## ASSEMBLY

Assembly Fee .....\$30 per cabinet

## CABINET LEAD TIME

All lead times are subject to change due to availability of product, delivery schedule and holidays.

Unassembled stock finishes .....48 Hours

Assembled items in stock finishes.....1 week from the day after the order is received

Special cut down orders for Assembled / Unassembled is a 2 week lead time.

Anything over 50 cabinets per order are subject to schedule and lead time will be determined.

## RAPID RESPONSE

35% up charge on rush items with a minimum order of \$50.00. Orders will be ready in half the normal lead time.

Assembled items in stock finishes.....2 1/2 days



***MIDWEST***  
EST. 1938

1-800-666-4028